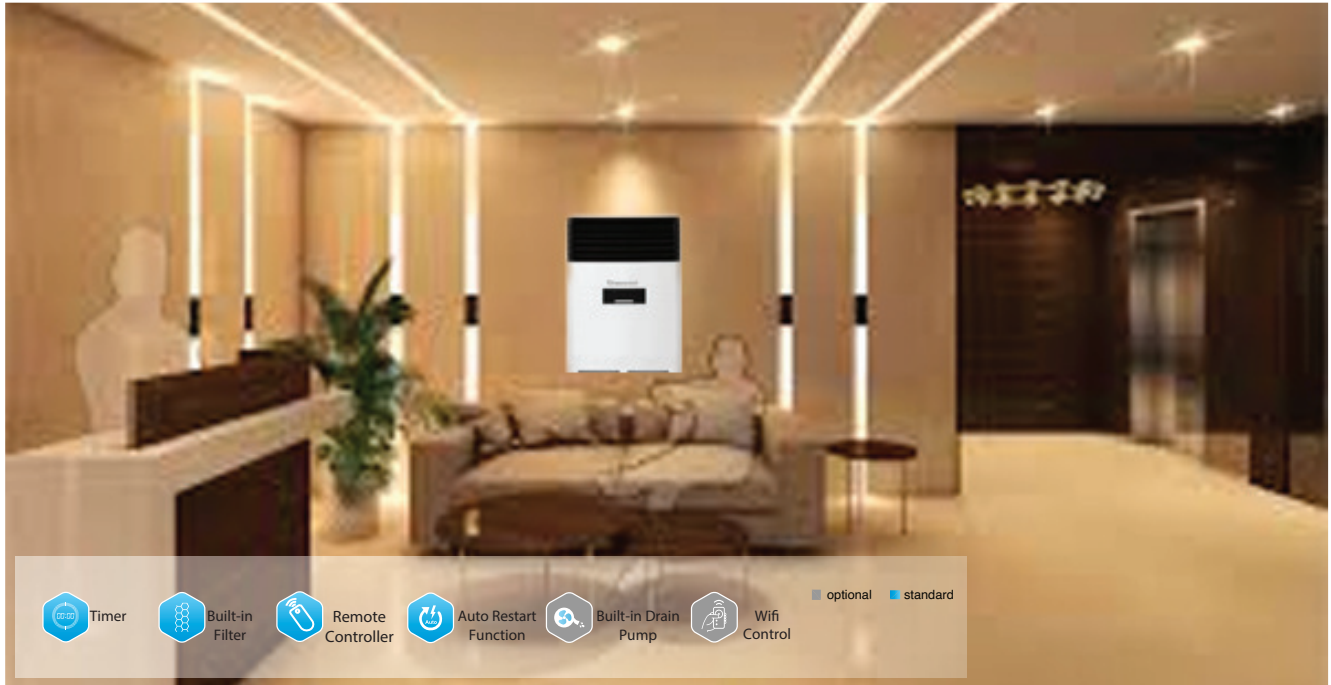


# Standard Free-Standing Units

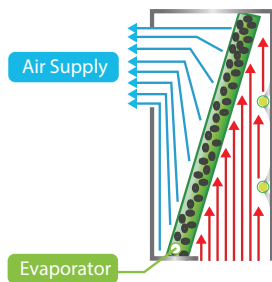
**Climatcool** U.S.A.  
Hi-Tech Airconditioning



## Indoor Free-Standing Unit

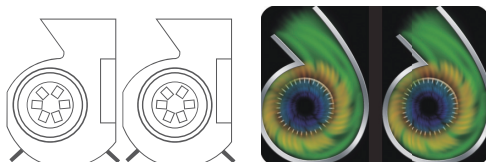
### Evaporator Air Flow >>

► New Air Flow System with incline evaporator, having large heat-exchanger area in limited space, suction structure, faster heat exchanger.



### Blower >>

► Centrifugal Fan Blade, Double CFD technology design, increasing air flow and decreasing noise level.

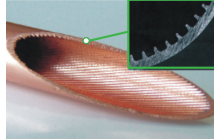


# Standard Free-Standing Units

## Outdoor Side Discharge


### Fins & Coil >>

- Provide hydrophilic aluminum foil and inner grooved copper pipe to enhance the heat exchange performance.



### Convenient Installation >>

- Multi-direction piping connection meets different requirements & convenient installation.



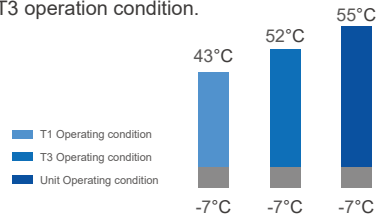
### Easy Maintenance >>

- External globe valve and wiring port to make it easier for installation & maintenance.



### Up to 55°C Running >>

- Enjoy excellent performance even under ambient temperature up to 55°C, suitable for T3 operation condition.



## T3, Std. Efficiency, R-410a

Unit Model	Indoor Outdoor	SCFAT-48CRN1		SCFAT-60CRN1	
		SCOUT-48CN1		SCOUT-60CN1	
<b>Power Supply</b>	<b>V,Hz,Ph</b>	<b>380-415V/ 50Hz/ 3Ph</b>			
Cooling	Capacity (T1/T3)	Btu/h	48000 / 42500	58000 / 51500	
		Kw	14.06 / 12.45	17.0 / 15.12	
	Power Input (T1/T3)	Kw	4.75 / 5.50	5.95 / 6.55	
	Current (T1/T3)	A	9.5 / 10.2	11.9 / 12.8	
	EER (T1/T3)	(Btu/H)/W	10.1 / 7.75	9.75 / 7.85	
Indoor Unit	Controller	Type	Wireless Remote		
	Air Flow (H/M/L)	m <sup>3</sup> /h	2200/1950/1700	2500/1950/1700	
	Noise Level (H/M/L)	dB(A)	44/44/40	52/44/40	
	ESP	Pa	-	-	
	Net Dimension (WxHxD)	mm±5	742x1804x453	742x1804x453	
	Packing Dimension	mm±5	775x1930x540	775x1930x540	
	Weight (Net/ Gross)	Kg	82 / 89.5	88 / 95.4	
	Drainage Pipe	mm	30	30	
Outdoor Unit	Compressor	Type	Rotary		
	Refrigerant/ Flow Control	Type	R-410a / Outdoor Capillary Tube		
	Noise Level	dB(A)	60	60	
	Net Dimension (WxHxD)	mm±5	911x1330x400	911x1330x400	
	Packing Dimension	mm±5	965x1445x405	965x1445x405	
	Weight (Net/ Gross)	Kg	96 / 106	96 / 106	
	Connection	Liquid	mm, in	9.52 (3/8)	9.52 (3/8)
	Gas	mm, in	19.05 (3/4)	19.05 (3/4)	
Stuffing Quantity (40H)	Set		33	33	

### Note:

1. The Above design and specification are subject to change without prior notice.
2. Cooling conditions; T1: Indoor air temp. 27°C DB/19°C WB, Outdoor air temp. 35°C Db.  
T3: Indoor air temp. 27°C DB/19°C WB, Outdoor air temp. 46°C Db.