

Chilled Water Fan Coil Units

Climatcool U.S.A.
Hi-Tech Airconditioning



Cassette features >>

- ▶ Capacity range: 300CFM to 1500CFM, available in 2-pipe & 4-pipe.
- ▶ Units with PCB or without PCB are optional.
- ▶ 4-way air supply panel is standard for 4-way cassette, 360° air supply panel is standard for compact 4-way cassette.
- ▶ Unique design of the centrifugal fan ensures extra-quiet operation and high efficiency.
- ▶ Wireless remote control with LED display is Std., Wired control is optional.
- ▶ Safety Grill for safety maintenance.
- ▶ Built-in drain pump with high pumping head.
- ▶ Optional extended drainage pan for protecting your ceiling better.
- ▶ Four Speed motor with once reserved for more choice.
- ▶ Fresh Air supply makes life healthier and more comfortable.

Duct Features >>

- ▶ Capacity range: 200CFM to 2000CFM, available in 2-pipe & 4-pipe.
- ▶ Wide externa; static pressure supplying, three external static pressure (12Pa/30Pa/50Pa) setting for added flexibility.
- ▶ A patent design is able to prevent abnormal noise caused by blowing fins.
- ▶ Higher efficient heat exchange for complete contranatant flow.
- ▶ Safe factory installed electric heater is optional.
- ▶ Standard extended drainage pan for protecting your ceiling better.
- ▶ Return air plenum and filter are standard.
- ▶ Left or right hand piping connection, field convertible.
- ▶ Fresh air supply makes life healthier and more comfortable.

Duct High Static features >>

- ▶ High air volume, high static pressure, high capacity.
- ▶ High-pressure centrifugal fans.
- ▶ Easy to clean and change the air filter.
- ▶ Safe factory installed electric heater is optional.
- ▶ Standard extended drainage pan for protecting your ceiling better.
- ▶ Return air plenum and filter are standard.
- ▶ Four speed motor with one reserved for more choice.
- ▶ Pipe connection from left or right can be selected (in Factory).

Wall Mounted features >>









- ▶ Alternative panel supplies more choice for customs.
- ▶ Cross Flow fan creates quiet and comfortable environment.
- ▶ Wireless remote controller with LED display is Std., wire controller is optional.
- ▶ Multi-connection outlet pipe method: Left/right/rear, satisfy the need of different rooms.
- ▶ Built-in the 3 way electromagnetic valve.
- ▶ Easy maintenance has been realized as the front panel can be removed for easy access.
- ▶ Four speed motor with one reserved for more choice.

Floor Standing and Ceiling & Floor Features >>




- ▶ Flexible for installation, designed for horizontal/vertical, concealed/cabinet application.
- ▶ Ultra-thin body, streamlined appearance.
- ▶ Air return from the side or below for increased choice flexibility.
- ▶ Built-in the 3 way electromagnetic valve.
- ▶ movable louver makes wide angle air flow.
- ▶ Pipe connection from left or right can be selected (in Factory).

Chilled Water Fan Coil Units

2-Pipe FCU's

Air Flow (CFM)			150	200	250	300	400	450	500	600	750	800	850	900	950	1000	1200	1400	1500	1600	1800	2000	2200	
Cassette	One-Way					■	■	■		■														
	Four way									■	■	■		■		■		■		■				
	Compact Four way					■	■	■		■														
Duct	Duct Standard			■		■	■	■	■	■		■				■	■	■	■	■	■	■	■	■
	High Static Pressure											■				■	■	■	■	■	■	■	■	■
Wall Mounted				■	■	■	■		■	■														
Floor-Ceiling		■		■	■	■	■	■	■	■		■		■										
Floor Standing		■		■	■	■	■	■	■	■		■		■										

4-Pipe FCU's

Air Flow (CFM)		200	300	400	500	600	750	800	850	950	1000	1200	1400	1500
Compact 4-way Cassette			■	■	■	■								
4-way Cassette						■	■	■	■		■		■	
Duct		■	■	■	■	■		■			■	■	■	■

Note:

1. The Above design and specification are subject to change without prior notice.
2. The standard power supply for all fan coil units is 220V-240V/50Hz; 208-230V/60Hz can be customized for all fan coil units..